

# LIKE

Like - Sgabello



## CARATTERISTICHE TECNICHE

struttura	in polipropilene. Lo sgabello è autostabile, leggero e maneggevole. Peso supportato 110 kg.
sedile	girevole a 360°, realizzato in schiuma ignifuga iniettata 40 mm, 55 kg/m <sup>3</sup> e rivestita in tessuto. Il sedile è collegato alla struttura tramite incastro.
base	arcuata con fondo in gomma antiscivolo con sistema basculante (+/- 20°).
elevazione in altezza	mediante pompa a gas. Consente un'escursione di 23 cm, 53 > 76 cm.

finiture struttura e base

### Polipropilene

● Nero ● Rosso ○ Bianco

tessuti

### Cat. B

Bondai

● TBB2 ● TBB1 ● TBB6 ● TBB4 ● TBV2 ● TBR2 ● TBR1  
● TBMN ● TBR3 ● TBR0 ● TBV1 ● TBV4 ● TBV0 ● TBB0  
● TBM1 ● TBBE ● TBGC ● TBAV ● TBG0 ● TBZ0

### Cat. H

Madrid 3D

● T3M0 ● T3V0 ● T3V2 ● T3B2 ● T3V4 ● T3M3 ● T3B3

Boss FR (ecopelle)

○ T4BI ● T4M5 ● T4M8 ● T4M6 ● T4M4 ● T4M7 ● T4M3  
● T4M0 ● T4M1 ● T4M2 ● T4V0 ● T4G0 ● T4G1 ● T4R1  
● T4R0 ● T4B0 ● T4B1 ● T4V4 ● T4V1 ● T4NE

### Cat. D


King Flex

● XFML ● XFB2 ● XFAZ ● XFH6 ● XFB4 ● XFBX ● XFRM  
● XFZC ● XFM0 ● XFS2 ● XFYD ● XFYS ● XFV1 ● XFVM  
● XFB0 ● XFGC ● XFGS ● XFJ1 ● XFM1 ● XFCD ● XFZ0

Time



Skill (ecopelle)




Cat. F

Step




Chili



Stromboli



Silververtex




Valencia




Jet



Magnum (ecopelle)



Connect



Rivet



Era						
 T8R0	 T8R1	 T8R2	 T8R3	 T8R9	 T8V8	 T8V2
 T8V5	 T8V6	 T8V0	 T8G1	 T8G4	 T8BA	 T8BB
 T8G6	 T8NE					
Go Check						
 T9B7	 T9B8	 T9B9	 T9R5	 T9R6	 T9R7	 T9V0
 T9V2	 T9V3	 T9G0	 T9G2	 T9G4		
Rondo						
 R0M3	 R0B4	 R0R1	 R0R0	 R0R4	 R0M0	 R0G2
 R0G0	 R0M3	 R0V1	 R0V3	 R0NE		

## ABACO

Sgabello.  
Elevazione a gas  
Base arcuata

