



**10**year  
warranty

## Scocca (fianchi, coperchio, fondo e schiena)

**melaminico:** in truciolare (densità 720 kg/m<sup>3</sup>, emissione di formaldeide classe E1, soddisfa i requisiti previsti dal CARB), sp. 18 mm (fianchi, coperchio, fondo) e sp. 12 mm (schiena), nobilitato con resine melaminiche antiriflesso e bordato in ABS sp. 0,45 mm sui lati a vista. Il fondo è dotato di 5 piedini (Ø 40 mm, H. 11 mm) in polietilene con perno in acciaio filettato che permettono una regolazione di + 10 mm per il livellamento a pavimento.

## Ante

**melaminico:** in truciolare sp. 18 mm (densità 720 kg/m<sup>3</sup>, emissione di formaldeide classe E1, soddisfa i requisiti previsti dal CARB), nobilitato con resine melaminiche antiriflesso e bordato in ABS (sp. 2 mm con spigoli raggianti)

**laccato:** in truciolare sp. 18 mm (densità 720 kg/m<sup>3</sup>, emissione di formaldeide classe E1, soddisfa i requisiti previsti dal CARB), nobilitato con resine melaminiche antiriflesso e bordato in ABS (sp. 2 mm con spigoli raggianti). La superficie viene ricoperta da una laccatura a base poliuretanic.

**legno:** in melaminico sp. 19 mm (densità 720 kg/m<sup>3</sup>, emissione di formaldeide classe E1, soddisfa i requisiti previsti dal CARB), placcato ambo i lati con impiallacciatura di legno naturale di sp. 0,6 mm circa e bordati in legno o ABS sp. 2 mm (a seconda delle finitura) con spigoli raggianti.

**vetro verniciato:** sp. 6 mm, temprato secondo norma EN 12150 con bordi piatti a filo lucido, verniciato con tinte all'acqua sul lato interno (se la verniciatura è color bianco, viene utilizzato il vetro extrachiaro).

**vetro acidato e verniciato:** sp. 6 mm, temprato secondo norma EN 12150 con bordi piatti a filo lucido, acidato sul lato esterno e verniciato con tinte all'acqua sul lato interno (se la verniciatura è color bianco o tortora, viene utilizzato il vetro extrachiaro).

## Apertura ante

Due tipologie di apertura:

- **Push-pull:** il dispositivo viene installato sul coperchio della scocca o sul ripiano strutturale intermedio

- **con maniglia (no per ante in vetro):** disponibile solo per ante L. 60 cm, dotate di serratura con cilindro estraibile per permettere la variazione della cifratura, fornite con 2 chiavi operative di cui una pieghevole. È previsto l'uso di sole maniglie con interasse 12,8 cm.

Le cerniere sono in acciaio con apertura a 110° dotate di un dispositivo soft-closing per ammortizzare la chiusura dell'anta.

## Ripiani

**melaminico:** in truciolare sp. 18 mm (densità 720 kg/m<sup>3</sup>, emissione di formaldeide classe E1, soddisfa i requisiti previsti dal CARB), nobilitato con resine melaminiche antiriflesso e bordato in ABS (sp. 2 mm con spigoli raggianti) sul lato a vista frontale.

Il ripiano è sostenuto da supporti infilati nelle forature laterali del fianco.

**vetro:** sp. 4 mm in vetro extrachiaro trasparente, con angoli raggianti e spigoli piatti a filo lucido. I ripiani poggiano su gommini antiscivolo presenti nei supporti infilati nelle forature laterali del fianco.

## Top e fianchi di finitura

**melaminico:** in truciolare sp. 18 mm (densità 720 kg/m<sup>3</sup>, emissione di formaldeide classe E1, soddisfa i requisiti previsti dal CARB), nobilitato con resine melaminiche antiriflesso e bordato in ABS (sp. 2 mm con spigoli raggianti).

**laccato:** in truciolare sp. 18 mm (densità 720 kg/m<sup>3</sup>, emissione di formaldeide classe E1, soddisfa i requisiti previsti dal CARB), nobilitato con resine melaminiche antiriflesso e bordato in ABS (sp. 2 mm con spigoli raggianti). La superficie viene ricoperta da una laccatura a base poliuretanic.

**legno:** in melaminico sp. 19 mm (densità 720 kg/m<sup>3</sup>, emissione di formaldeide classe E1, soddisfa i requisiti previsti dal CARB), placcato ambo i lati con impiallacciatura di legno naturale, sp. 0,6 mm circa, e bordato sui lati a vista con legno o ABS (sp. 2 mm con spigoli raggianti). Le superfici a vista sono verniciate con tinte a base acrilica.

# Madia

## Structure (Sides, top, bottom and back)

**melamine:** made with chipboard (density 720 kg/m<sup>3</sup>, formaldehyde emission class E1, meets CARB requirements), 18 mm th. (sides, top, bottom) and 12 mm th. (back), faced with anti-reflex melamine resins and edged with ABS on visible sides. The bottom is provided with 5 feet (Ø 40 mm, H. 11 mm) made of polyethylene with threaded steel pin which allow an adjustment of +10 mm for floor levelling.

## Doors

**melamine:** 18 mm thick chipboard (density 720 kg/m<sup>3</sup>, formaldehyde emission class E1, meets CARB requirements), faced with anti-reflex melamine resins and edged with ABS (2 mm th. with rounded edges).

**lacquered:** 18 mm thick chipboard (density 720 kg/m<sup>3</sup>, formaldehyde emission class E1, meets CARB requirements), faced with anti-reflex melamine resins and edged with ABS (2 mm th. with rounded edges). A polyurethane-based lacquering covers the surface.

**veneer:** 19 mm chipboard (density 720 kg/m<sup>3</sup>, formaldehyde emission class E1, meets CARB requirements), plated on both sides (thick 19 mm) with natural veneer (thick about 0,6 mm) and edged with veneer or ABS (depending on the finishing) with a thickness of 2 mm, with rounded edges.

**painted glass:** 6 mm thick, tempered in accordance with EN 12150 and with flat polished edges, painted with water-based paints on the inner side (if the painting is white, extraclear glass is used).

**etched and painted glass:** 6 mm thick, tempered in accordance with EN 12150 and with flat polished edges, etched on the external side and painted with water-based paints on the inner side (if the painting is white or dove-coloured, extraclear glass is used).

## Doors opening

2 different opening types:

- **Push-pull:** a device is installed on the structure's top or on the fixed shelf.

- **with handle (not for glass doors):** available only for doors W. 23"5/8, equipped with removable cylinder in order to permit encoding's changes, provided with 1 key and 1 articulated key. Only handles with a holes distance of 12,8 cm must be used.

Hinges are made of steel and the opening is 110° with a soft-closing device.

## Shelves

**melamine:** 18 mm thick chipboard (density 720 kg/m<sup>3</sup>, formaldehyde emission class E1, meets CARB requirements), faced with anti-reflex melamine resins and edged with ABS (2 mm th. with rounded edges) on the frontal side. Shelves are supported by holders which are placed in the lateral side's holes.

**glass:** 4 mm thick extra-clear glass, with rounded corners and flat polished edges. Shelves are based on anti-slip rubber pads, supported by holders which are placed in the lateral side's holes.

## Finishing top and sides

**melamine:** 18 mm thick chipboard (density 720 kg/m<sup>3</sup>, formaldehyde emission class E1, meets CARB requirements), faced with anti-reflex melamine resins and edged with ABS (2 mm th. with rounded edges).

**lacquered:** 18 mm thick chipboard (density 720 kg/m<sup>3</sup>, formaldehyde emission class E1, meets CARB requirements), faced with anti-reflex melamine resins and edged with ABS (2 mm th. with rounded edges). The surface is covered by a polyurethane varnishing.

**veneer:** 19 mm thick chipboard (density 720 kg/m<sup>3</sup>, formaldehyde emission class E1, meets CARB requirements), plated on both sides with natural veneer (thickness of 0,6 mm) and edged on the exposed sides with veneer or ABS (thickness of 2 mm) with rounded edges. Exposed surfaces are varnished with acrylic-based tints.

## Structure (côtés, dessus, fond et dos)

**mélamine:** réalisé en aggloméré (densité 720 kg/m<sup>3</sup>, classe d'émission de formaldéhyde E1, conforme aux exigences CARB), ép. 18 mm (pour côtés, dessus, fond) et ép. 12 mm (dos), recouvert de résines mélaminées anti-reflets et bordé en ABS ép. 0,45 mm sur les côtés visibles. Le fond est équipé de 5 pieds (Ø 40 mm, Ht. 11 mm) en polyéthylène avec tige filetée en acier qui permettent un réglage de + 10 mm pour la mise à niveau.

## Portes

**mélamine:** réalisé en aggloméré ép. 18 mm (densité 720 kg/m<sup>3</sup>, classe d'émission de formaldéhyde E1, conforme aux exigences CARB), recouvert de résines mélaminées antireflet et bordé en ABS (ép. 2 mm avec bords arrondis).

**laqué:** réalisé en aggloméré ép. 18 mm (densité 720 kg/m<sup>3</sup>, classe d'émission de formaldéhyde E1, conforme aux exigences CARB), recouvert de résines mélaminées antireflet et bordé en ABS (ép. 2 mm avec bords arrondis). La surface est recouverte d'une laque à base de polyuréthane.

**bois:** réalisé en aggloméré ép. 19 mm (densité 720 kg/m<sup>3</sup>, classe d'émission de formaldéhyde E1, conforme aux exigences CARB), revêtu sur les deux faces d'un placage de bois naturel d'environ 0,6 mm d'épaisseur et bordé de bois ou d'ABS de 2 mm d'épaisseur (selon la finition) avec des bords arrondis.

**verre peint:** 10 mm d'épaisseur, trempé conformément à la norme EN 12150, à bords plats et polis, peint à l'eau sur la face l'intérieur (si la peinture est blanche ou gris taupe, on utilise un verre extra-clair).

**verre dépoli et peint:** 10 mm d'épaisseur, trempé conformément à la norme EN 12150, dépoli à l'extérieur et peint à l'eau sur la côté l'intérieur (si la peinture est blanche ou gris taupe, on utilise un verre extra-clair).

## Ouvertures des portes

Deux types d'ouverture :

- **Push-pull:** le dispositif est installé sur le dessus du structure ou sur l'étagère structurelle intermédiaire.

- **avec poignée (pas pour les portes en verre):** disponibles uniquement pour les portes de L. 60 cm. Elles sont équipées d'une serrure avec cylindre extractible pour permettre le changement de code, fournie avec 2 clés de commande, dont une pliable. Seulement les poignées dont l'entraxe est de 12,8 cm peuvent être utilisées.

Les charnières sont en acier et s'ouvrent à 110° équipées d'un dispositif de soft-closing pour adoucir la fermeture de la porte.

## Étagères

**mélamine:** réalisé en aggloméré ép. 18 mm (densité 720 kg/m<sup>3</sup>, classe d'émission de formaldéhyde E1, conforme aux exigences CARB), recouvert de résines mélaminées antireflet et bordé en ABS (ép. 2 mm avec bords arrondis) sur le côté frontal. L'étagère est soutenue par des supports insérés dans les trous latéraux.

**verre:** 4 mm d'épaisseur en verre transparent extra-clair, à bords plats et polis. Les étagères reposent sur des patins en caoutchouc antidérapants dans les supports insérés dans les trous latéraux.

## Dessus et côtés de finition

**mélamine:** réalisé en aggloméré ép. 18 mm (densité 720 kg/m<sup>3</sup>, classe d'émission de formaldéhyde E1, conforme aux exigences CARB), recouvert de résines mélaminées antireflet et bordé en ABS (ép. 2 mm avec bords arrondis).

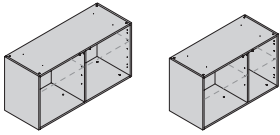
**laqué:** réalisé en aggloméré ép. 18 mm (densité 720 kg/m<sup>3</sup>, classe d'émission de formaldéhyde E1, conforme aux exigences CARB), recouvert de résines mélaminées antireflet et bordé en ABS (ép. 2 mm avec bords arrondis). La surface est recouverte d'une laque à base de polyuréthane.

**bois:** réalisé en mélamine ép. 19 mm (densité 720 kg/m<sup>3</sup>, classe d'émission de formaldéhyde E1, conforme aux exigences CARB), plaqué sur les deux faces avec un placage de bois naturel d'environ 0,6 mm d'épaisseur, et bordé sur les faces visibles avec du bois ou de l'ABS de 2 mm d'épaisseur à bords arrondis. Les surfaces visibles sont peintes avec des peintures à base d'acrylique.



# Madia

## Scocca Structure Structure



### M - Melaminico - Melamine - Mélamine

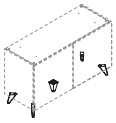


**MBI - Bianco**  
White - Blanc

**MTR - Tortora**  
Dove - Gris taupe

**MNV - Nero velluto**  
Black velvet  
Velours noir

## Piedini H. 12 cm H. 4"3/4 feet Patins Ht. 12 cm



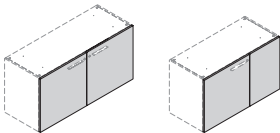
### PL - Plastica - Plastic - Plastique



**BI - Bianco opaco**  
Matt white  
Blanc mat

**NE - Nero opaco**  
Matt black  
Noir mat

## Ante Doors Portes



### M - Anta in melaminico - Melamine door - Porte en mélamine



**MBI - Bianco**  
White - Blanc

**MTR - Tortora**  
Dove - Gris taupe

**MCE - Cemento**  
Concrete - Béton  
**TEXTURE MATERICA**  
**TEXTURED EFFECT**

**MOB - Olmo chiaro**  
Light elm  
Orme clair

**MRO - Rovere**  
Oak - Chêne

**MNC - Noce**  
Walnut - Noyer



**MFN - Frassino nero**  
Black ash  
Frêne noir



**MNV - Nero velluto**  
Black velvet  
Velours noir

### W - Anta in legno - Veneer door - Porte en bois


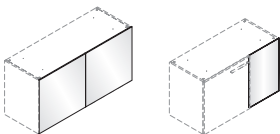


**WBI - Frassino bianco**  
White ash  
Frêne blanc

**WNS - Noce scuro**  
Dark walnut  
Noyer foncé

**WFN - Frassino nero**  
Black ash  
Frêne noir

### VT - Vetro verniciato lato interno - Painted glass inner side - Verre peint côté intérieur




**VTBI - Vetro verniciato bianco**  
White painted glass  
Verre verni blanc

**VTTR - Vetro verniciato tortora**  
Dove painted glass  
Verre verni gris taupe

**VTNE - Vetro verniciato nero**  
Black painted glass  
Verre verni noir

### V - Vetro acidato lato esterno, verniciato lato interno - Etched glass on the external side and painted inner side - Verre dépoli côté extérieur et peint côté intérieur



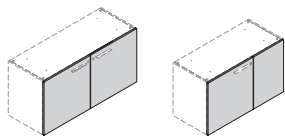
**VBI - Vetro verniciato bianco**  
White painted glass  
Verre verni blanc

**VTR - Vetro verniciato tortora**  
Dove painted glass  
Verre verni gris taupe

**VNE - Vetro verniciato nero**  
Black painted glass  
Verre verni noir

# Madia

## Ante Doors Portes




### LA - Ante laccato opaco - Matt lacquered door - Porte laqué mat



**LAW1 - Bianco**  
White - Blanc  
RAL 9016



**LAV0 - Giallo mais**  
Maize yellow  
Jaune mais  
RAL 1006



**LAR0 - Rosso Tiziano**  
Titian red  
Rouge Titieu  
RAL 050 50 60



**LAB0 - Blu gentile**  
Gentle blue  
Bleu doux  
RAL 250 60 15



**LAB1 - Blu LED**  
LED blue - Bleu LED  
RAL 260 40 45



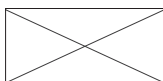
**LAG0 - Grigio ghiaia**  
Pebble grey  
Gris cailloux  
RAL 7032



**LAG5 - Grigio verdastrò**  
Green grey  
Gris verdâtre  
RAL 7009



**LANE - Nero**  
Black - Noir  
RAL 9011



**LA99 - Colore cliente**  
Custom color  
Couleur personnalisée client


### LL - Ante in laccato lucido - Glossy lacquered door - Porte laqué brillant




**LLW1 - Bianco**  
White - Blanc  
RAL 9016



**LLV0 - Giallo mais**  
Maize yellow  
Jaune mais  
RAL 1006



**LLR0 - Rosso Tiziano**  
Titian red  
Rouge Titieu  
RAL 050 50 60



**LLB0 - Blu gentile**  
Gentle blue  
Bleu doux  
RAL 250 60 15




**LLB1 - Blu LED**  
LED blue - Bleu LED  
RAL 260 40 45



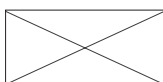
**LLG0 - Grigio ghiaia**  
Pebble grey  
Gris cailloux  
RAL 7032



**LLG5 - Grigio verdastrò**  
Green grey  
Gris verdâtre  
RAL 7009

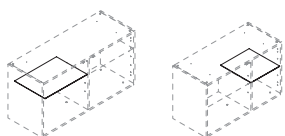


**LLNE - Nero**  
Black - Noir  
RAL 9011




**LL99 - Colore cliente**  
Custom color  
Couleur personnalisée client


## Ripiani Shelves Étagères



### M - Melaminico - Melamine - Mélamine



**MBI - Bianco**  
White - Blanc



**MTR - Tortora**  
Dove - Gris taupe

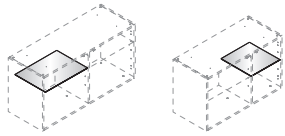


**MNV - Nero velluto**  
Black velvet -  
Velours noir

### V - Vetro - Glass - Verre



**V00 - Vetro trasparente**  
Clear glass - Verre transparent



**LA99 - LL99: per richiedere disponibilità e prezzi rivolgersi al customer service.**

LA99 - LL99: for availability and prices please contact customer service.

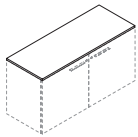
LA99 - LL99: pour toute question relative aux disponibilités et aux prix, veuillez contacter le service client.

# Madia

## Top di finitura

Finishing top


Dessus de finition



### M - Melaminico - Melamine - Mélamine



**MBI - Bianco**  
White - Blanc



**MTR - Tortora**  
Dove - Gris taupe



**MCE - Cemento**  
Concrete - Béton  
**TEXTURE MATERICA**  
**TEXTURED EFFECT**



**MOB - Olmo chiaro**  
Light elm  
Orme clair



**MRO - Rovere**  
Oak - Chêne



**MNC - Noce**  
Walnut - Noyer



**MFN - Frassino nero**  
Black ash  
Frêne noir



**MNV - Nero velluto**  
Black velvet  
Velours noir

### W - Legno - Veneer - Bois



**WBI - Frassino bianco**  
White ash  
Frêne blanc



**WNS - Noce scuro**  
Dark walnut  
Noyer foncé



**WFN - Frassino nero**  
Black ash  
Frêne noir

### LA - Laccato opaco - Matt lacquered - Laqué mat



**LAW1 - Bianco**  
White - Blanc  
**RAL 9016**



**LAV0 - Giallo mais**  
Maize yellow  
Jaune mais  
**RAL 1006**



**LAR0 - Rosso Tiziano**  
Titian red  
Rouge Titieu  
**RAL 050 50 60**



**LAB0 - Blu gentile**  
Gentle blue  
Bleu doux  
**RAL 250 60 15**



**LAB1 - Blu LED**  
LED blue - Bleu LED  
**RAL 260 40 45**



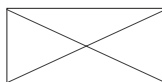
**LAG0 - Grigio ghiaia**  
Pebble grey  
Gris cailloux  
**RAL 7032**



**LAG5 - Grigio verdastro**  
Green grey  
Gris verdâtre  
**RAL 7009**



**LANE - Nero**  
Black - Noir  
**RAL 9011**



**LA99 - Colore cliente**  
Custom color  
Couleur personnalisée client


### LL - Laccato lucido - Glossy lacquered - Laqué brillant



**LLW1 - Bianco**  
White - Blanc  
**RAL 9016**



**LLV0 - Giallo mais**  
Maize yellow  
Jaune mais  
**RAL 1006**



**LLR0 - Rosso Tiziano**  
Titian red  
Rouge Titieu  
**RAL 050 50 60**



**LLB0 - Blu gentile**  
Gentle blue  
Bleu doux  
**RAL 250 60 15**



**LLB1 - Blu LED**  
LED blue - Bleu LED  
**RAL 260 40 45**



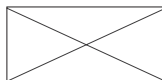
**LLG0 - Grigio ghiaia**  
Pebble grey  
Gris cailloux  
**RAL 7032**



**LLG5 - Grigio verdastro**  
Green grey  
Gris verdâtre  
**RAL 7009**



**LLNE - Nero**  
Black - Noir  
**RAL 9011**



**LL99 - Colore cliente**  
Custom color  
Couleur personnalisée client



**LA99 - LL99: per richiedere disponibilità e prezzi rivolgersi al customer service.**

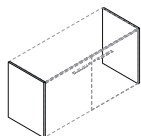
LA99 - LL99: for availability and prices please contact customer service.

LA99 - LL99 : pour toute question relative aux disponibilités et aux prix, veuillez contacter le service client.

# Madia

## Finchi di finitura


Finishing sides  
Côtés de finition




### M - Melaminico - Melamine - Mélamine



**MBI - Bianco**  
White - Blanc



**MTR - Tortora**  
Dove - Gris taupe



**MCE - Cemento**  
Concrete - Béton  
**TEXTURE MATERICA**  
**TEXTURED EFFECT**



**MOB - Olmo chiaro**  
Light elm  
Orme clair



**MRO - Rovere**  
Oak - Chêne



**MNC - Noce**  
Walnut - Noyer



**MFN - Frassino nero**  
Black ash  
Frêne noir



**MNV - Nero velluto**  
Black velvet  
Velours noir

### W - Legno - Veneer - Bois



**WBI - Frassino bianco**  
White ash  
Frêne blanc



**WNS - Noce scuro**  
Dark walnut  
Noyer foncé




**WFN - Frassino nero**  
Black ash  
Frêne noir


### LA - Laccato opaco - Matt lacquered - Laqué mat




**LAW1 - Bianco**  
White - Blanc  
**RAL 9016**




**LAV0 - Giallo mais**  
Maize yellow  
Jaune mais  
**RAL 1006**




**LAR0 - Rosso Tiziano**  
Titian red  
Rouge Titieu  
**RAL 050 50 60**



**LAB0 - Blu gentile**  
Gentle blue  
Bleu doux  
**RAL 250 60 15**



**LAB1 - Blu LED**  
LED blue - Bleu LED  
**RAL 260 40 45**



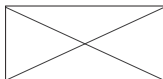
**LAG0 - Grigio ghiaia**  
Pebble grey  
Gris cailloux  
**RAL 7032**



**LAG5 - Grigio verdastrò**  
Green grey  
Gris verdâtre  
**RAL 7009**



**LANE - Nero**  
Black - Noir  
**RAL 9011**



**LA99 - Colore cliente**  
Custom color  
Couleur personnalisée client

### LL - Laccato lucido - Glossy lacquered - Laqué brillant



**LLW1 - Bianco**  
White - Blanc  
**RAL 9016**



**LLV0 - Giallo mais**  
Maize yellow  
Jaune mais  
**RAL 1006**



**LLR0 - Rosso Tiziano**  
Titian red  
Rouge Titieu  
**RAL 050 50 60**



**LLB0 - Blu gentile**  
Gentle blue  
Bleu doux  
**RAL 250 60 15**



**LLB1 - Blu LED**  
LED blue - Bleu LED  
**RAL 260 40 45**



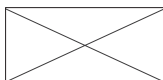
**LLG0 - Grigio ghiaia**  
Pebble grey  
Gris cailloux  
**RAL 7032**



**LLG5 - Grigio verdastrò**  
Green grey  
Gris verdâtre  
**RAL 7009**



**LLNE - Nero**  
Black - Noir  
**RAL 9011**



**LL99 - Colore cliente**  
Custom color  
Couleur personnalisée client



**LA99 – LL99: per richiedere disponibilità e prezzi rivolgersi al customer service.**

LA99 – LL99: for availability and prices please contact customer service.

LA99 – LL99 : pour toute question relative aux disponibilités et aux prix, veuillez contacter le service client.

# Maniglia

## Maniglia in ABS (PL - Plastic)

ABS handle (PL - Plastic)

Poignée en ABS (PL - Plastic)



### PL - Plastica - Plastic - Plastique



**BI - Bianco**  
White - Blanc  
**RAL 9010**



**AO - Alluminio**  
Aluminium  
Aluminium

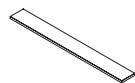


**NE - Nero**  
Black - Noir  
**RAL 9005**

## Maniglia in metallo (Metal) - Spike/Alplus/Velvet/Asset/Vogue/Pop (B)

Metal handle (Metal) - Spike/Alplus/Velvet/Asset/Vogue/Pop (B)

Poignée en métal (Metal) - Spike/Alplus/Velvet/Asset/Vogue/Pop (B)



### MET - Metallo - Metal - Métal




**BI - Bianco**  
White - Blanc  
**RAL 9010**



**AO - Alluminio**  
Aluminium  
Aluminium



**NE - Nero**  
Black - Noir  
**RAL 9005**

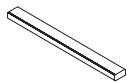


**CR - Cromo lucido**  
Polished chrome  
Chrome poli

## Maniglia in metallo (Metal) - Be.1 (M)

Metal handle (Metal) - Be.1 (M)

Poignée en métal (Metal) - Be.1 (M)



### MET - Metallo - Metal - Métal



**BI - Bianco**  
White - Blanc  
**RAL 9010**

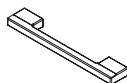


**NE - Nero**  
Black - Noir  
**RAL 9005**

## Maniglia in metallo (Metal) - Ono (D)

Metal handle (Metal) - Ono (D)

Poignée en métal (Metal) - Ono (D)



### MET - Metallo - Metal - Métal



**BI - Bianco**  
White - Blanc  
**RAL 9010**



**AO - Alluminio**  
Aluminium  
Aluminium



**NE - Nero**  
Black - Noir  
**RAL 9005**



**CR - Cromo lucido**  
Polished chrome  
Chrome poli

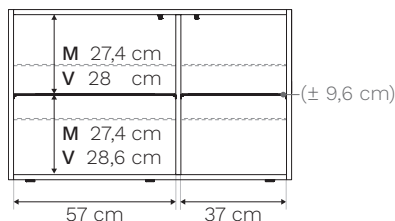
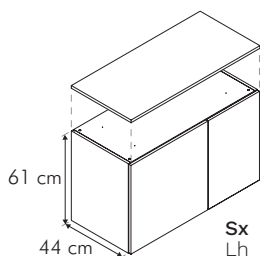


# Madia

**Dati tecnici**  
 Technical data  
 Données techniques

**Scocca - Ripiani**  
 Structure - Shelves  
 Structure - Étagère

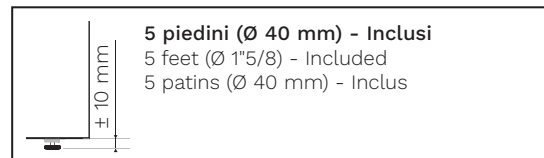
**H. 63 cm L. 100 cm**  
*H. 24"3/4 W. 39"3/8*



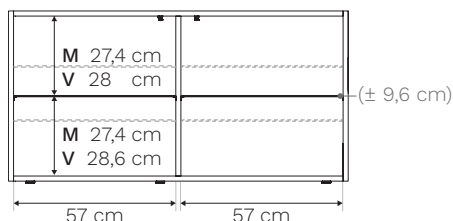
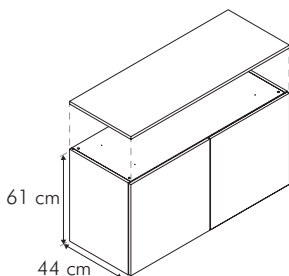
**OPTIONS**

**M - Ripiano spostabile in melaminico (sp. 18 mm)**  
 Movable melamine shelf (18 mm th.)  
 Étagère amovible en mélamine (ép. 18 mm)

**VØØ- Ripiano spostabile in vetro trasparente (sp. 4 mm)**  
 Movable clear glass shelf (4 mm th.)  
 Étagère amovible en verre transparent (ép. 4 mm)



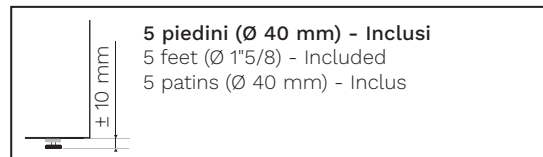
**H. 63 cm L. 120 cm**  
*H. 24"3/4 W. 47"1/4*



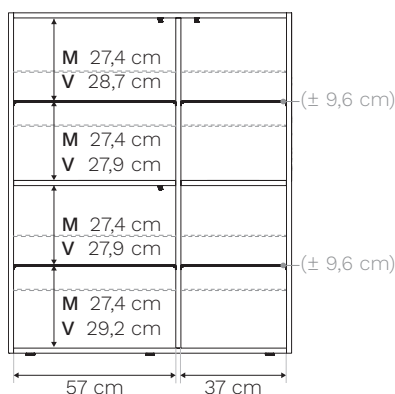
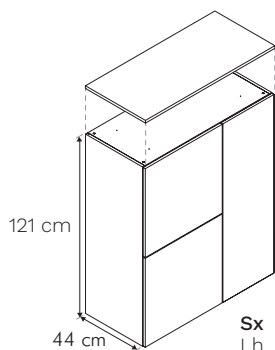
**OPTIONS**

**M - Ripiano spostabile in melaminico (sp. 18 mm)**  
 Movable melamine shelf (18 mm th.)  
 Étagère amovible en mélamine (ép. 18 mm)

**VØØ- Ripiano spostabile in vetro trasparente (sp. 4 mm)**  
 Movable clear glass shelf (4 mm th.)  
 Étagère amovible en verre transparent (ép. 4 mm)



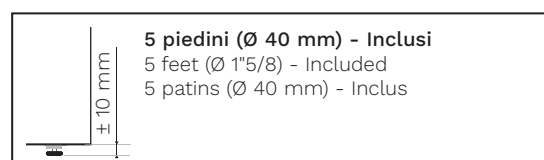
**H. 123 cm L. 100 cm**  
*H. 48"3/8 W. 39"3/8*



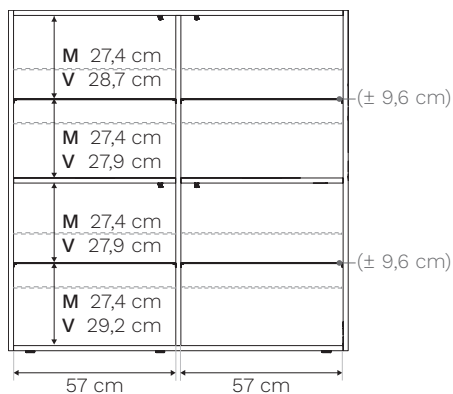
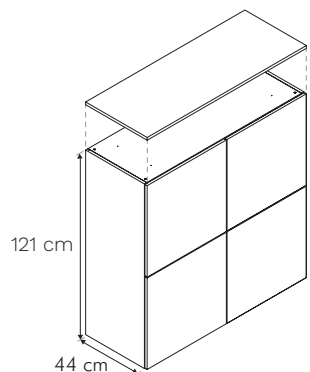
**OPTIONS**

**M - Ripiano spostabile in melaminico (sp. 18 mm)**  
 Movable melamine shelf (18 mm th.)  
 Étagère amovible en mélamine (ép. 18 mm)

**VØØ- Ripiano spostabile in vetro trasparente (sp. 4 mm)**  
 Movable clear glass shelf (4 mm th.)  
 Étagère amovible en verre transparent (ép. 4 mm)



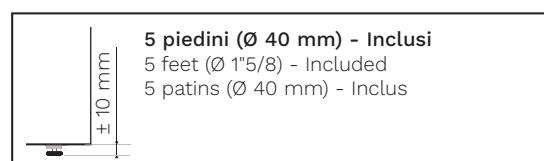
**H. 123 cm L. 120 cm**  
*H. 48"3/8 W. 47"1/4*



**OPTIONS**

**M - Ripiano spostabile in melaminico (sp. 18 mm)**  
 Movable melamine shelf (18 mm th.)  
 Étagère amovible en mélamine (ép. 18 mm)

**VØØ- Ripiano spostabile in vetro trasparente (sp. 4 mm)**  
 Movable clear glass shelf (4 mm th.)  
 Étagère amovible en verre transparent (ép. 4 mm)



# Madia

## Legenda \_Legend \_Légende

**M - Melaminico** - Melamine - Mélamine

**W - Legno** - Veneer - Bois

**LA - Laccato opaco** - Matt lacquered - Laqué mat

**LL - Laccato lucido** - Glossy lacquered - Laqué brillant

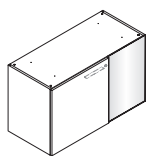
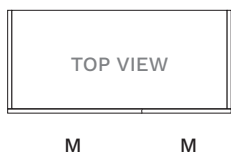
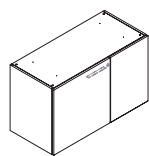
**VT - Vetro verniciato lato interno** - Painted glass inner side - Verre peint côté intérieur

**V - Vetro acidato lato esterno, verniciato lato interno** - Etched glass on the external side and painted inner side - Verre dépoli côté extérieur et peint côté intérieur

**Ante in melaminico**  
Melamine doors  
Portes en mélamine

**Anta in melaminico**  
Melamine door  
Porte en mélamine

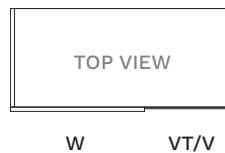
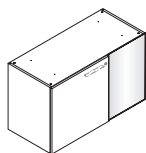
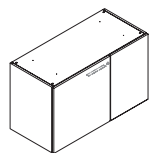
+ **Anta in vetro**  
+ Glass door  
+ Porte en verre




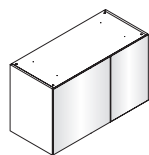
**Ante in legno**  
Veener doors  
Portes en bois

**Anta in legno**  
Veener door  
Porte en bois

+ **Anta in vetro**  
+ Glass door  
+ Porte en verre



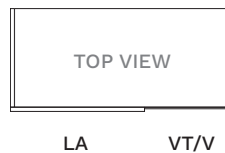
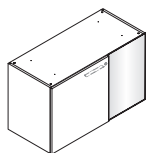
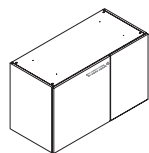
**Ante in vetro**  
Glass doors  
Portes en verre



**Ante laccato opaco**  
Matt lacquered doors  
Portes laqué mat

**Anta laccato opaco**  
Matt lacquered door  
Porte laqué mat


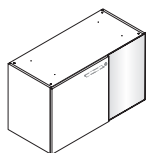

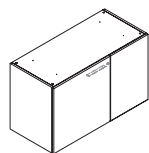
+ **Anta in vetro**  
+ Glass door  
+ Porte en verre



**Ante laccato lucido**  
Glossy lacquered doors  
Portes laqué brillant

**Anta laccato lucido**  
Glossy lacquered door  
Porte laqué brillant

+ **Anta in vetro**  
+ Glass door  
+ Porte en verre



# Madia

## Legenda \_Legend \_Légende

**M - Melaminico** - Melamine - Mélamine

**W - Legno** - Veneer - Bois

**LA - Laccato opaco** - Matt lacquered - Laqué mat

**LL - Laccato lucido** - Glossy lacquered - Laqué brillant


**VT - Vetro verniciato lato interno** - Painted glass inner side - Verre peint côté intérieur

**V - Vetro acidato lato esterno, verniciato lato interno** - Etched glass on the external side and painted inner side - Verre dépoli côté extérieur et peint côté intérieur

|   |   |   |   | <b>H. x L.</b><br><i>H. x W.</i>  | <b>Push-pull</b> | <b>Maniglie e serratura incluse</b><br>Included handles and lock<br>Poignées et serrure compris |
|---|---|---|---|---|------------------|---|
| <b>M</b>  | <b>W</b>  | <b>LA</b>   | <b>LL</b>   | 60 cm x 60 cm<br>23 <sup>5</sup> / <sub>8</sub> x 23 <sup>5</sup> / <sub>8</sub>  | ✓                | ⊘   |
|    |    |    |    |   | ⊘                | ✓   |
| <b>M</b>  | <b>W</b>  | <b>LA</b>   | <b>LL</b>   | 60 cm x 40 cm<br>23 <sup>5</sup> / <sub>8</sub> x 15 <sup>3</sup> / <sub>4</sub>  | ✓                | ⊘   |
|   |   |   |   |   | ✓                |   |
| <b>M</b>  | <b>W</b>  | <b>LA</b>   | <b>LL</b>   | 120 cm x 40 cm<br>47 <sup>1</sup> / <sub>4</sub> x 15 <sup>3</sup> / <sub>4</sub> | ✓                |   |
|  |  |  |  |   | ✓                |   |
| <b>VT</b>   | <b>V</b>  |   |   | 60 cm x 60 cm<br>23 <sup>5</sup> / <sub>8</sub> x 23 <sup>5</sup> / <sub>8</sub>  | ✓                |   |
|  |  |   |   |   | ✓                |   |
| <b>VT</b>   | <b>V</b>  |   |   | 60 cm x 40 cm<br>23 <sup>5</sup> / <sub>8</sub> x 15 <sup>3</sup> / <sub>4</sub>  | ✓                |   |
|  |  |   |   |   | ✓                |   |
| <b>VT</b>   | <b>V</b>  |   |   | 120 cm x 40 cm<br>47 <sup>1</sup> / <sub>4</sub> x 15 <sup>3</sup> / <sub>4</sub> | ✓                |   |
|  |  |   |   |   | ✓                |   |

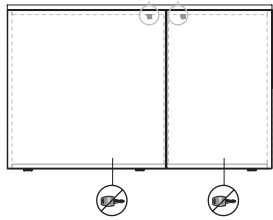
# Madia

Legenda \_Legend \_Légende

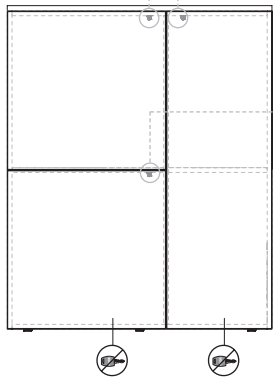
 Serratura non prevista - There is no lock - La serrure n'est pas prévue

Push-pull

L. 100 cm  
W. 39"3/8

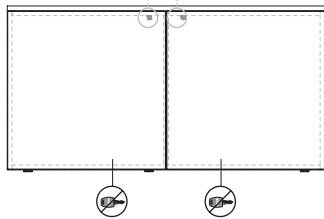


Push-pull

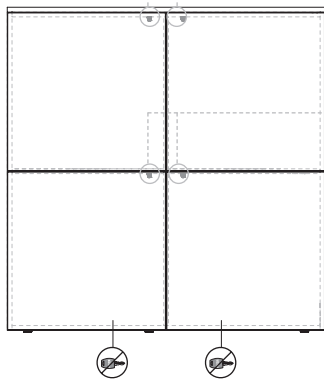


Push-pull

L. 120 cm  
W. 47"1/4



Push-pull

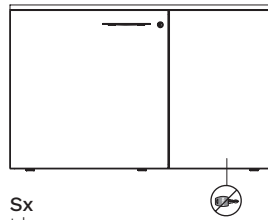


Push-pull

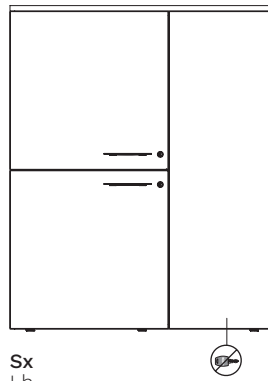
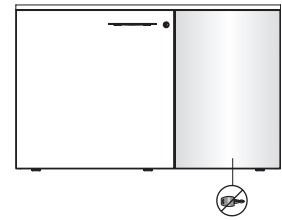
Maniglie e serrature incluse

Handles and locks included  
Poignées et serrures incluses

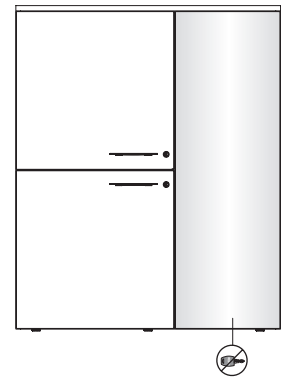
L. 100 cm  
W. 39"3/8



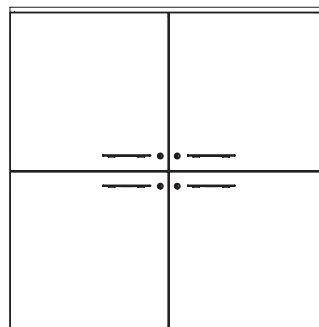
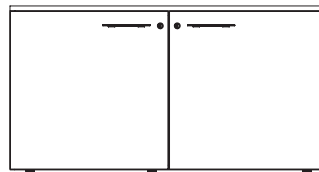
Sx  
Lh



Sx  
Lh



L. 120 cm  
W. 47"1/4



Madia